




# Herrajes



2.1 - SECURIT.....	102-132
2.2 - PERNIOS HIDRÁULICOS.....	133-138
2.3 - HERRAJES PARA CARPINTERÍA.....	139
2.4 - TOPES PARA VIDRIO Y CARPINTERÍA.....	140
2.5 - TOPES DE SUELO.....	141
2.6 - PLINTOS.....	142-143



HERRAJES SERIE (CE)

Vidrio 10 mm

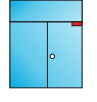
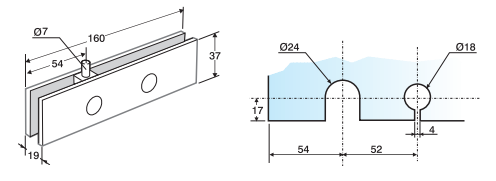
PERNIO ALTO 160 x 37 mm (CE)

Medida máxima puerta: 2500 x 1100 mm

Peso máximo puerta: 70 kg

Acabados:

Inox brillo	4140 IB
Inox mate	4140 IM



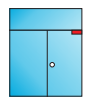
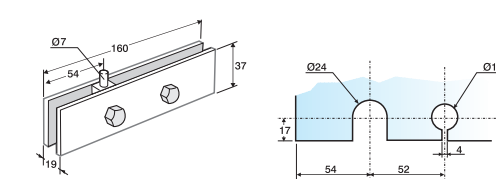
101N

PERNIO ALTO REFORZADO 160 x 37 mm (CE)

160 x 37 mm (CE)

Acabados:

Inox brillo	4140.R IB
Inox mate	4140.R IM



101NR

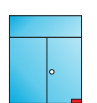
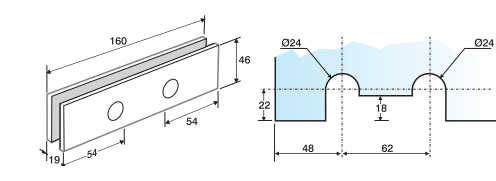
PERNIO BAJO 160 x 46 mm (CE)

160 x 46 mm (CE)

Medida máxima puerta: 2500 x 1100 mm

Acabados:

Inox brillo	4141 IB
Inox mate	4141 IM



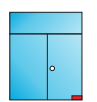
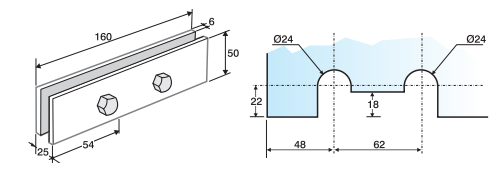
1032

PERNIO BAJO REFORZADO 160 x 50 mm (CE)

160 x 50 mm (CE)

Acabados:

Inox brillo	4142 IB
Inox mate	4142 IM



1032R

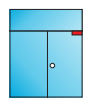
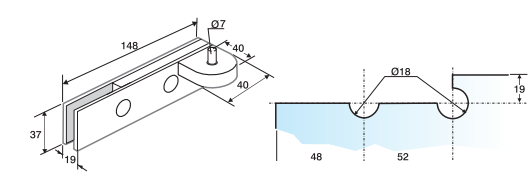
PERNIO ALTO PARA GIRO DESPLAZADO 148 x 37 mm

148 x 37 mm

Acabados:

Inox brillo	4143 IB
Inox mate	4143 IM

\* Indicar mano



141N

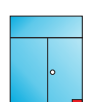
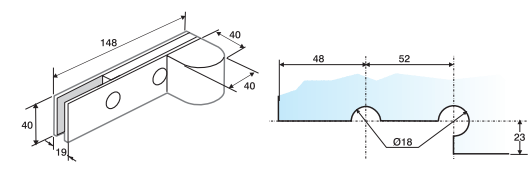
PERNIO BAJO PARA GIRO DESPLAZADO (Cuadrillo francés) 148 x 40 mm

148 x 40 mm

Acabados:

Inox brillo	4144 IB
Inox mate	4144 IM

\* Indicar mano



142N

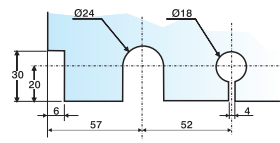
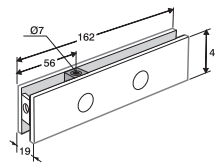
**PUNTO DE GIRO MONTANTE**

162 x 40 mm (CE)

403N

Acabados:

Inox brillo	4160 IB
Inox mate	4160 IM



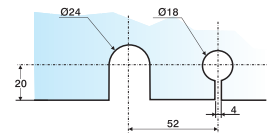
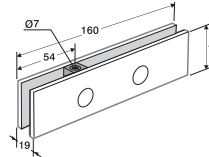
**PUNTO DE GIRO MONTANTE DESPLAZADO**

160 x 40 mm (CE)

403N/2

Acabados:

Inox brillo	4162.1 IB
Inox mate	4162.1 IM



**PUNTO DE GIRO MONTANTE ALETA**

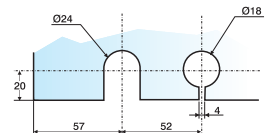
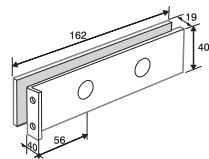
162 x 40 mm (CE)

409N

Acabados:

Inox brillo	4161 IB
Inox mate	4161 IM

\* Indicar mano



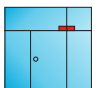
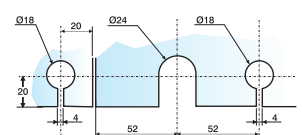
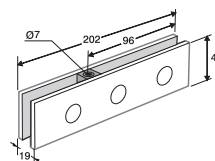
**PUNTO DE GIRO LATERAL MONTANTE EN BATERÍA DE PUERTAS**

202 x 40 mm (CE)

404N

Acabados:

Inox brillo	4162 IB
Inox mate	4162 IM



**PUNTO DE GIRO LATERAL MONTANTE CONTRAFUERTE**

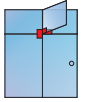
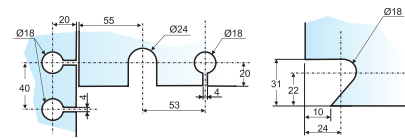
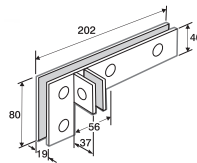
202 x 80 mm (CE)

431N

Acabados:

Inox brillo	4163 IB
Inox mate	4163 IM

\* Indicar mano



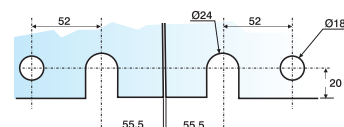
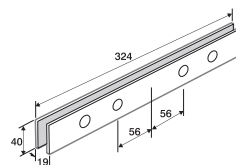
**PUNTO DE GIRO MONTANTE DOBLE**

324 x 40 mm (CE)

420N

Acabados:

Inox brillo	4164 IB
Inox mate	4164 IM





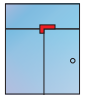
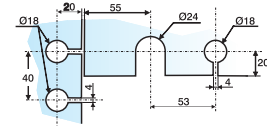
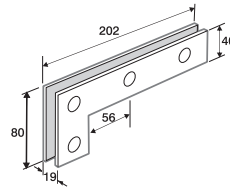
Vidrio 10 mm

PUNTO DE GIRO LATERAL MONTANTE

202 x 80 mm (CE)

Acabados:

Inox brillo	4165 IB
Inox mate	4165 IM



401N

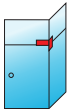
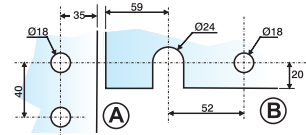
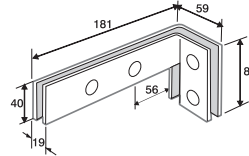
90°

181 x 80 mm

Acabados:

Inox brillo	4165.1 IB
Inox mate	4165.1 IM

\* Indicar mano



401N90°  
401NVG

VARIACIÓN GRADOS

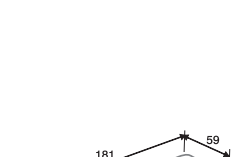
181 x 80 mm

Acabados:

Inox brillo	4165.2 IB
Inox mate	4165.2 IM

\* Indicar mano

\* Bajo pedido



401NC90°

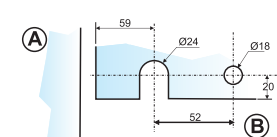
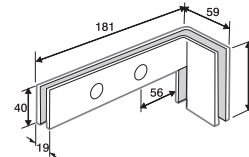
90° TALADROS CIEGOS

181 x 80 mm

Acabados:

Inox brillo	4165.5 IB
Inox mate	4165.5 IM

\* Indicar mano



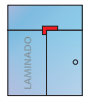
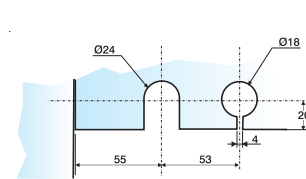
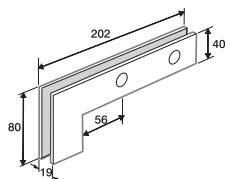
401NC

TALADROS CIEGOS

202 x 80 mm

Acabados:

Inox brillo	4165.3 IB
Inox mate	4165.3 IM

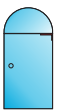
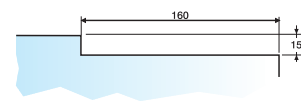
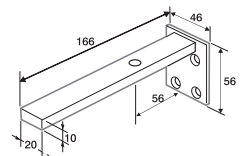


PUNTO DE GIRO MONTANTE PARED (CE)

Acabados:

Inox brillo	4161.1 IB
Inox mate	4161.1 IM

\* Indicar mano



130N

PUNTO DE GIRO LATERAL MONTANTE DESPLAZADO

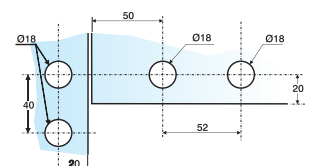
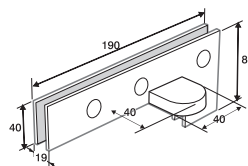
190 x 80 mm

(PARA 4143)

Acabados:

Inox brillo	4166 IB
Inox mate	4166 IM

\* Indicar mano



441N

**PUNTO DE GIRO MONTANTE DESPLAZADO**

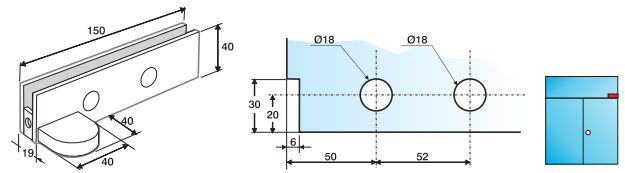
150 x 40 mm

Para Ref. 4143

**Acabados:**

Inox brillo	<b>4167 IB</b>
Inox mate	<b>4167 IM</b>

\* Indicar mano



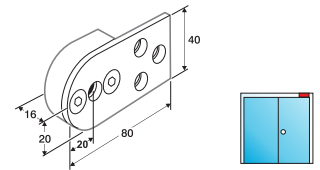
442N

**PUNTO DE GIRO SUPERIOR A MARCO DESPLAZADO**

Para Ref. 4143

**Acabados:**

Inox brillo	<b>4168.2 IB</b>
Inox mate	<b>4168.2 IM</b>



440N

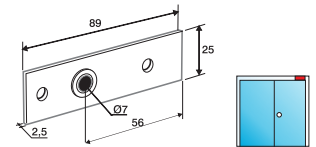
**PUNTO DE GIRO RECTANGULAR (CE)**

89 x 25 mm

Para Ref. 4140

**Acabados:**

Inox brillo	<b>4168 IB</b>
Inox mate	<b>4168 IM</b>



452N

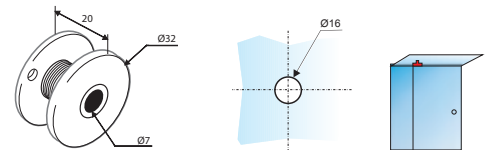
**PUNTO DE GIRO TECHILLO**

Ø 32 mm

Para Ref. 4140

**Acabados:**

Inox brillo	<b>4069 IB</b>
Inox mate	<b>4069 IM</b>



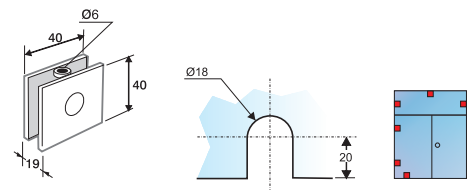
RCGT

**FIJO UNA LUNA (CE)**

40 x 40 mm

**Acabados:**

Inox brillo	<b>4172 IB</b>
Inox mate	<b>4172 IM</b>



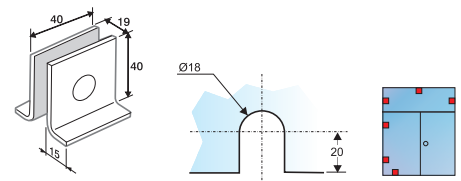

555S

**FIJO UNA LUNA**

40 x 40 mm (CE)

**Acabados:**

Inox brillo	<b>4175 IB</b>
Inox mate	<b>4175 IM</b>



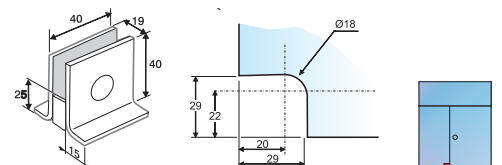
555N

**FIJO UNA LUNA TALÓN**

40 x 40 mm (CE)

**Acabados:**

Inox brillo	<b>4176 IB</b>
Inox mate	<b>4176 IM</b>



555V



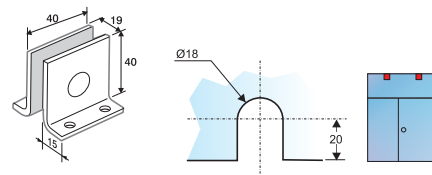
Vidrio 10 mm

**FIJO UNA LUNA TALADROS**

40 x 40 mm (CE)

Acabados:

Inox brillo	4177 IB
Inox mate	4177 IM



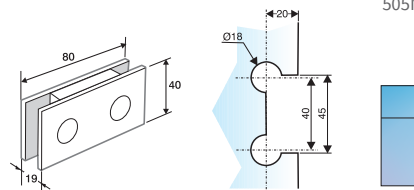
555NE

**UNIÓN DOS LUNAS VERTICAL**

80 x 40 mm (CE)

Acabados:

Inox brillo	4178 IB
Inox mate	4178 IM



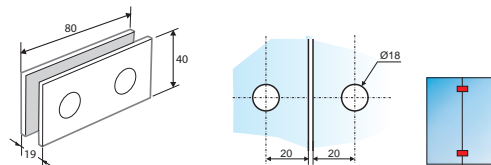
505N

**UNIÓN DOS LUNAS**

80 x 40 mm (CE)

Acabados:

Inox brillo	4179 IB
Inox mate	4179 IM



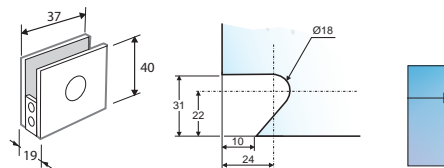
571N

**UNIÓN CONTRAFUERTE**

40 x 37 mm (CE)

Acabados:

Inox brillo	4183 IB
Inox mate	4183 IM



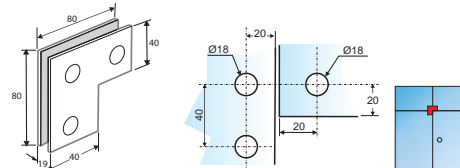
753N

**UNIÓN TRES LUNAS**

80 x 80 mm (CE)

Acabados:

Inox brillo	4184 IB
Inox mate	4184 IM

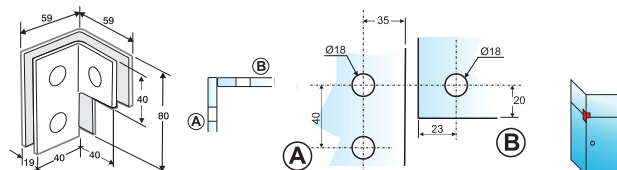


521N

90°

Acabados:

Inox brillo	4184.1 IB
Inox mate	4184.1 IM



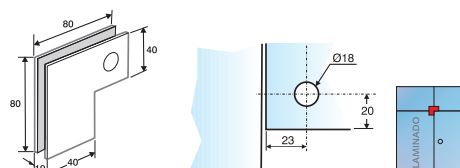
521N 90°

521 NVG

**VARIACIÓN GRADOS**

Acabados:

Inox brillo	4184.2 IB
Inox mate	4184.2 IM



521NC

**TALADROS CIEGOS**

Acabados:

Inox brillo	4184.3 IB
Inox mate	4184.3 IM

\* Indicar mano

\* Bajo pedido

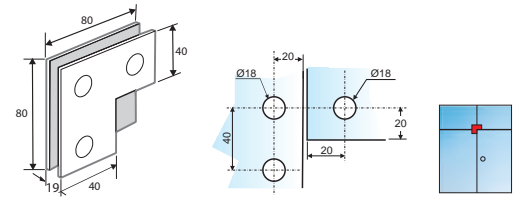


**UNIÓN TRES LUNAS TOPE**  
80 x 80 mm (CE)

Acabados:

Inox brillo	<b>4185 IB</b>
Inox mate	<b>4185 IM</b>

\* Indicar mano

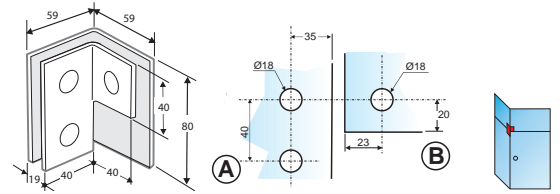


519N

90°

Acabados:

Inox brillo	<b>4185.1 IB</b>
Inox mate	<b>4185.1 IM</b>



519N 90°  
519NVG

**VARIACIÓN GRADOS**

Acabados:

Inox brillo	<b>4185.2 IB</b>
Inox mate	<b>4185.2 IM</b>

\* Indicar mano

\* Bajo pedido



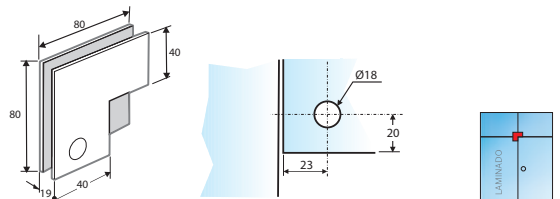
519NC

**TALADROS CIEGOS (CE)**

Acabados:

Inox brillo	<b>4185.3 IB</b>
Inox mate	<b>4185.3 IM</b>

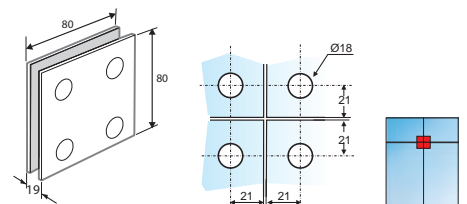
\* Indicar mano



**UNIÓN CUATRO LUNAS**  
80 x 80 mm (CE)

Acabados:

Inox brillo	<b>4186 IB</b>
Inox mate	<b>4186 IM</b>

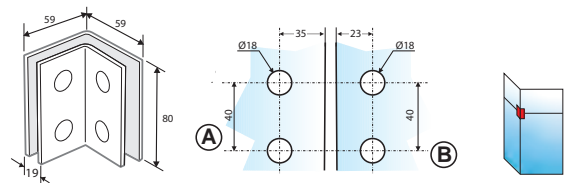


514N

90°

Acabados:

Inox brillo	<b>4186.1 IB</b>
Inox mate	<b>4186.1 IM</b>



514N 90°  
514NVG

**VARIACIÓN GRADOS**

Acabados:

Inox brillo	<b>4186.2 IB</b>
Inox mate	<b>4186.2 IM</b>

\* Bajo pedido





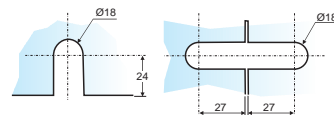
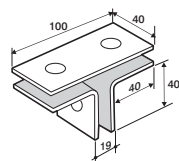
Vidrio 10 mm

UNIÓN LUNA TECHILLO

SLT

Acabados:

Inox brillo	4070 IB
Inox mate	4070 IM

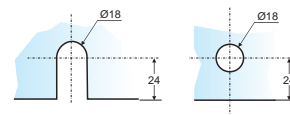
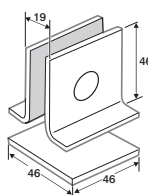



UNIÓN UNA LUNA TECHILLO

S1LT

Acabados:

Inox brillo	4071 IB
Inox mate	4071 IM



COMPLEMENTOS SERIE CE

CONJUNTO TORNILLO M-7 INTERIOR

809

Acabados:

Inox brillo	14040 IB
Inox mate	14040 IM



CONJUNTO TORNILLO M-11 IZQUIERDA

810

Acabados:

Inox brillo	14041 IB
Inox mate	14041 IM



VITRUM  
COMPLEMENTOS DEL VIDRIO